
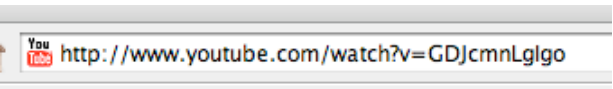
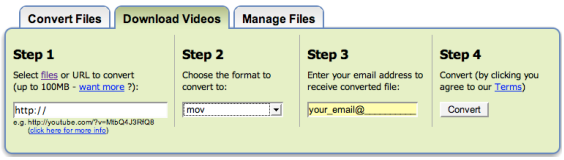


Converting You Tube Videos

Many teachers are using YouTube and TeacherTube videos in their classrooms. These are flash files. The following directions will help you convert those files so you can save them on you local computer and then burn them to a CD or DVD. This way you will have them available even if YouTube or TeacherTube is not available.

	<p>Go to You Tube and locate the video you want to convert.</p>
	<p>Copy the URL from the browser window.</p>
	<ol style="list-style-type: none"> 1. Go to http://www.zamzar.com/url/ to convert the video. 2. In Step 1 paste the URL of your video. 3. In Step 2, scroll down to Video Formats and select the format you want to use. You can use mov as it will work on a Mac and a PC. 4. In Step 3 insert your email address. Note: After the site converts your video, they will send you an email with a link to download the converted video to your computer. 5. In Step 4 click Convert.
<p>Alternatively click on the following link to download a copy of your converted file: http://www.zamzar.com/getFiles.php?uid=3912544805751001208176388&targetID=Qts8kW5aHFfSyPv9jhi1tQ_I_I</p> <p>The following file was successfully converted from flv to mov format:</p> <p>GDJcmnLglgo.flv</p>	<ol style="list-style-type: none"> 1. Wait a few minutes and go to your email and locate the message from Zamzar Conversions. 2. In the message you will see a link similar to the one on the left. 3. Click on the link. It will take you to the Zamzar site
<p>Download your converted file</p> <p>Click below to download your converted file:</p> <p>Why not signup for a Zamzar inbox to manage your files ?</p> <p>GDJcmnLglgo.mov (14 MB) Download Now</p>	<ol style="list-style-type: none"> 1. On the Zamzar site, click on the Download Now button. The file will be downloaded to your computer. Make sure you know the location of the downloaded file. 2. I recommend you back it up to a CD for future use. Note: There are other sites that will also convert videos.